

Concept: Smart-Bus Automation
Category: Relay

Intelligent Relay Module
 DIN-Rail Mount Relay Module 8CH, 10A



Description

DIN-Rail Mount, Relay Module 8CH, 10A

Din Rail Pass Through Relay, Built –In Power Supply, Direct Supply 110-220 VAC, 50-60HZ, can work as ON/OFF for Lighting, Bell, FAN, Locks, Small Pumps, Solenoids of Irrigation++

Small and elegant with labeling place, life LED indicator, broadcast address button and Momentary channel button.

Can be used in any location that require energy saving, intelligent control such as apartment, Villa, Offices, Restaurant, Hotel rooms

Available Accessories

Page Related To

Model	Part #
SB-DN-R0810	DN-R0810

Features	Specifications
<ul style="list-style-type: none"> • 8ch 10A relay Pass throw Relay • High-capability and energy saving relay with momentary button • total separate 8 areas • Each area has 12 scenes, maximum operating time: 60 minutes • Device protecting delay function in each channel. (0-60 minutes) • startup delay function in each channel. (0-25 seconds) • Device can be restored to previous scene or designated scene when power restore 	<p>Power Input: AC 110V-220V 50Hz/60Hz</p> <p>Power Consumption: 30mA/24VDC</p> <p>Working Temperature: 0°C ~ +45°C</p> <p>Working Relative Humidity: 20% - 90%</p> <p>Storage Temperature: -40°C - +55°C</p> <p>Storage Relative Humidity: 10% - 93%</p> <p>Output Channel: 8ch pass throw relay</p> <p>Relay Life time: more than 60,000 times</p> <p>Installation: 35mm DIN rail mounting (8P)</p> <p>Relay capacitance: less than 50uf</p> <p>Communication: Smart-BUS</p>

Applications	Dimensions
<ul style="list-style-type: none"> - Apartment , Villa, Offices Lighting - Hotel Room Lighting - restaurants, shops, showrooms 	Front: 144x88x66(mm)

Brief Specification
DIN-Rail Mount Relay 8ch 10A , work on both 110-220V 50/60 HZ small elegant with momentary buttons

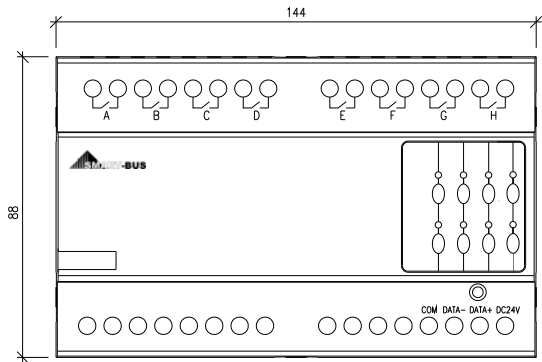
Required With	Pre-Requisite
Built in power supply	

Wiring Instruction
Daisy Chain, Bus Wiring Topology, Use Cat5e Twisted

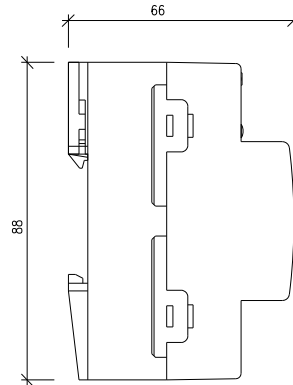
Connection Diagrams and Engineering Schematics

Intelligent Relay Module		Model #	HDL Part #
8ch 10A	Intelligent Relay Module		MR0810.232

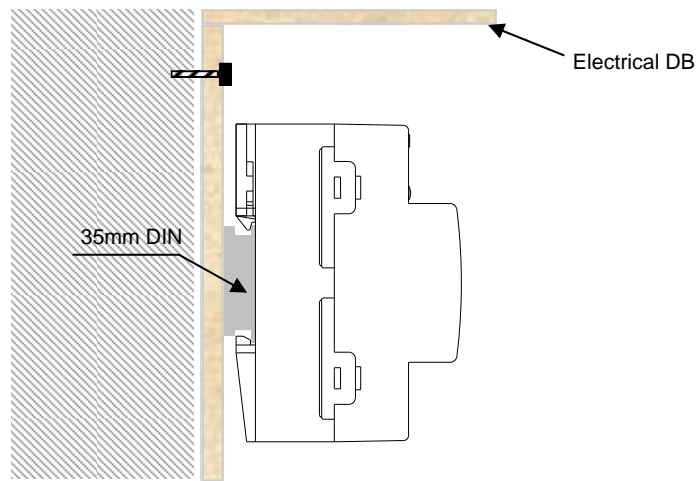
Product Details and Sizes



Front View



Side View



35mm DIN rail mounting (8P)

Engraving	Net Weight	Box Size	Gross Weight

Connection Diagram

