

Concept: Smart-Bus Automation
Category: Relay

Intelligent Relay Module

DIN-Rail Mount high power Relay 4CH, 20A



Description

DIN-Rail Mount high power Relay 4CH, 20A

Din Rail Pass Through Green high power Relay , powered by 12mA/24 VDC from Bus, can work to control heavy load of Pumps , jet, Fountain, HVAC, Motors, High Load Lighting, water heaters, Solenoids of Irrigation , security buzzer, siren and flasher, and Industry use.

Small and elegant with labeling place, life LED indicator, broadcast address button.

Can be used in any location that require energy saving, intelligent control such as Factory, apartment, Villa, Offices, Restaurant, Hotel rooms , Convention Center, Shopping Mall, Residential Building, Banquet Room, Stadium, Airport, Theme Park, Gymnasium, , Smart Mansion.

Available Accessories

Page Related To

Model	Part #
SB-DN-R0420	DN-R0420

Features	Specifications
<ul style="list-style-type: none"> 4ch 20 Amp pass throw relay Green powered by Bus connection, total consumption 12mA/24VDC High-capability and energy saving relay with self-lock Total separate 4 areas Each area has 12 scenes, maximum operating time: 60 minutes 2 sequence . Each show sequence has 4 running mode of "Forward", "Backward", and "Bounce, Random". Device protecting delay function in each channel. (0-60 minutes) startup delay function in each channel. (0-25 seconds) Device can be restored to previous scene or designated scene when power restore 	<p>Power Input: 8-32 VDC from Bus</p> <p>Power Consumption: 12mA/DC24V</p> <p>Output Channel: 4ch relay</p> <p>Maximum Output Current in each channel: 20A</p> <p>Working Temperature: 0°C ~ +45°C</p> <p>Working Relative Humidity: 20% - 90%</p> <p>Storage Temperature: -40°C - +55°C</p> <p>Storage Relative Humidity: 10% - 93%</p> <p>Relay Life: more than 60,000 times</p> <p>Installation : Standard 35mm rail mounting</p> <p>Relay capacitance: less than 300uf</p> <p>Communication: Smart-BUS</p>

Applications	Dimensions
<ul style="list-style-type: none"> - room Lighting and water heaters - industrial machines , Pumps - Security and Alarm 	Front: 72x88x66(mm)

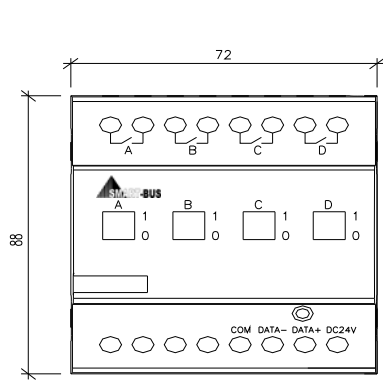
Brief Specification
DIN-Rail Mount pass throw Relay 8ch 16A , Green consumption only 12mA/24VDC ,small elegant and powerful with sequence

Required With	Pre-Requisite
Use 8-32V DC Power supply 12mA/DC24V	

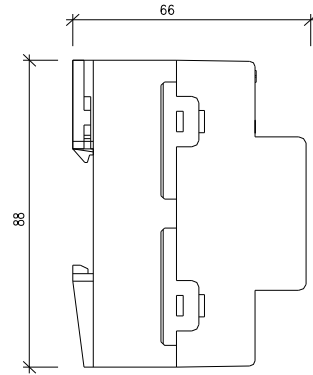
Wiring Instruction
Daisy Chain, Bus Wiring Topology, Use Cat5e Twisted

Intelligent Relay Module	Model #	HDL Part #
4ch 16A Intelligent Relay Module		MR0416.231

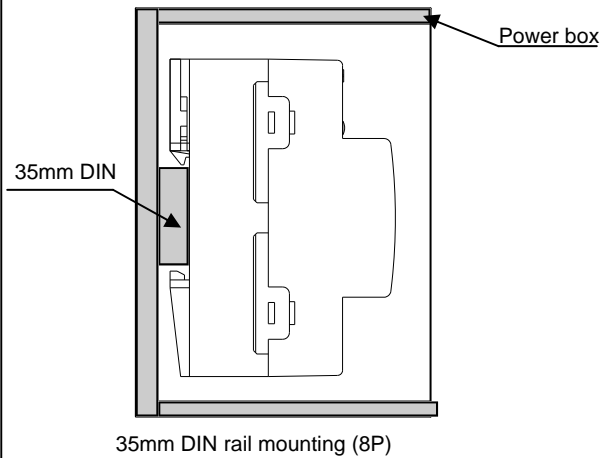
Product Details and Sizes



Front View



Side View



35mm DIN rail mounting (8P)

Engraving	Net Weight	Box Size	Gross Weight

Connection Diagram

