

Concept: Smart-Bus Automation
Category: Relay

Intelligent Relay Module

DIN-Rail Mount Relay Module 8CH, 16A



Description

DIN-Rail Mount, Relay Module 8CH, 16A

Din rail Pass Through Green Relay , powered by 12mA/24 VDC from Bus, can work as ON/OFF for Lighting, Small Pumps, water heaters, Solenoids of Irrigation , security buzzer, siren and flasher, and Industry use

Small and elegant with labeling place, life LED indicator, broadcast address button.

Can be used in any location that require energy saving, intelligent control such as Factory, apartment, Villa, Offices, Restaurant, Hotel rooms , Convention Center, Shopping Mall, Residential Building, Banquet Room, Stadium, Airport, Theme Park, Gymnasium, , Smart Mansion.

Available Accessories

Page Related To

Model	Part #
SB-DN-R0816	DN-R0816

Features	Specifications
<ul style="list-style-type: none"> 8ch 16 Amp pass throw relay Green powered by Bus connection, total consumption 12mA/24VDC High-capability and energy saving relay with self-lock Total separate 8 areas Each area has 12 scenes, maximum operating time: 60 minutes 2 sequence . Each show sequence has 4 running mode of "Forward", "Backward", and "Bounce, Random". Device protecting delay function in each channel. (0-60 minutes) startup delay function in each channel. (0-25 seconds) Device can be restored to previous scene or designated scene when power restore 	<p>Power Input: 8-32 VDC from Bus</p> <p>Power Consumption: 12mA/DC24V</p> <p>Output Channel: 8ch relay</p> <p>Maximum Output Current in each channel: 16A</p> <p>Working Temperature: 0°C ~ +45°C</p> <p>Working Relative Humidity: 20% - 90%</p> <p>Storage Temperature: -40°C - +55°C</p> <p>Storage Relative Humidity: 10% - 93%</p> <p>Relay Life: more than 60,000 times</p> <p>Installation : Standard 35mm rail mounting</p> <p>Relay capacitance: less than 300uf</p> <p>Communication: Smart-BUS</p>

Applications	Dimensions
<ul style="list-style-type: none"> room Lighting and water heaters industrial machines , Pumps Security and Alarm 	Front: 144x88x66(mm)

Brief Specification
DIN-Rail Mount pass throw Relay 8ch 16A , Green consumption only 12mA/24VDC ,small elegant and powerful with sequence

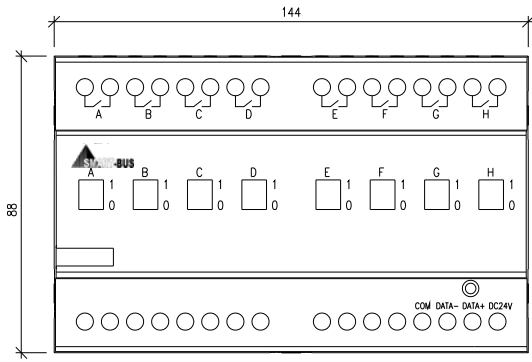
Required With	Pre-Requisite
Use 8-32V DC Power supply 12mA/DC24V	

Wiring Instruction
Daisy Chain, Bus Wiring Topology, Use Cat5e Twisted

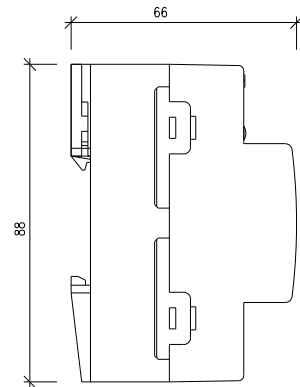
Connection Diagrams and Engineering Schematics

Intelligent Relay Module	Model #	HDL Part #
8ch 16A Intelligent Relay Module		MR0816.232

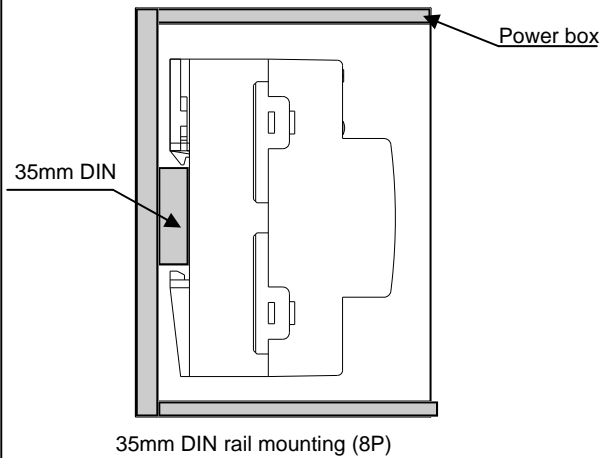
Product Details and Sizes



Front View



Side View



Engraving	Net Weight	Box Size	Gross Weight

Connection Diagram

