

Concept: Smart-Bus Automation
Category: Relay

Curtain / Motor controller Module

DIN-Rail Mount, 2 Motor double throw Controller



Description

DIN-Rail Mount, 2 Motor double throw Controller

Small , Elegant and Powerful Relay Each is 2 ch Pass Through, Switch Over Relays 5A, Green operated supplied by 24VAC/25mA from bus, For Any Motor 2 direction operation like: Curtain, Drape, Screens, Gates, Lift, Escalator, Plasma Lifts, Sky Lights, Pool covers etc.

It is passes through relay that enables you to control all type of motors that operated by dry contact, 12 VDC/AC, 24VDC/AC, 110VAC,220V AC and more with 5Amp relay ,

Can be used in any location that require energy saving, intelligent control such as Bed rooms, Living rooms and Offices.

Available Accessories

Page Related To

Model	Part #
SB-DN-2Motor	DN-2Motor

Features	Specifications
<ul style="list-style-type: none"> • 2ch individual motor double throw relays • Open, close, Stop rotation can be run by both software and manual • Delay running time of open and close rotation can be set • Can connect to all type of curtain that operated by dry contact, 220V, 110V, 24V, 12V and others. • Green operated by bus wires no need for 220V/110V supply 	<p>Power Input: DC 8-32V DC from Bus</p> <p>Power Consumption: 25mA/DC24V</p> <p>Output channels 2 change over Relays, 5A each</p> <p>Working Temperature: 0°C ~ +45°C</p> <p>Working Relative Humidity: 20% - 90%</p> <p>Storage Temperature: -40°C - +55°C</p> <p>Storage Relative Humidity: 10% - 93%</p> <p>Relay Life: more than 60,000 times</p> <p>Communication: Smart-BUS</p>

Applications	Dimensions
<ul style="list-style-type: none"> - home offices shades, curtain, - drape , screen, lift - gate , pool cover motors etc .. 	Front: 144x88x66(mm)

Brief Specification
DIN-Rail Mount double pass throw motor Relay, Operated by bus power, control all type of 2 directional motors

Required With	Pre-Requisite
Use 8-32V DC Power supply 25mA/DC24V	

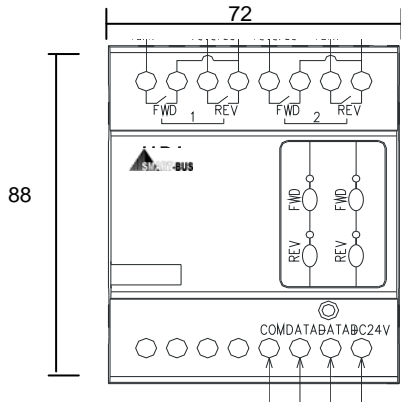
Wiring Instruction
Daisy Chain, Bus Wiring Topology, Use Cat5e Twisted

Curtain controller Module
2ch window curtain controller

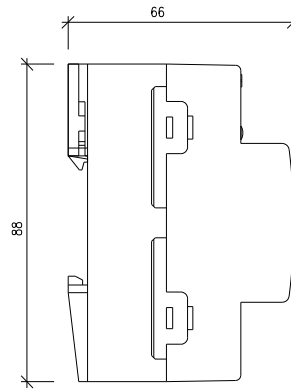
Model #

HDL Part #
MW02.231

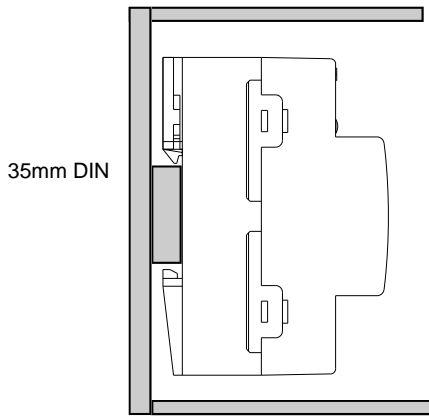
Product Details and Sizes



Front View



Side View



35mm DIN rail mounting (8P)

Engraving	Net Weight	Box Size	Gross Weight

Connection Diagram

